

Fun Songs for Kids

Musicplay 1 Revision

This collection includes 16 great fun songs that kids were added to the Musicplay 1 program. Use them as alternatives to songs in your Musicplay program, or just for fun in your classroom. If you don't use Musicplay, you'll love the songs in the collection, and you will appreciate the teaching suggestions that are given. Includes songs by April & Susan, Paul Runnalls, Bob Schneider and more! #71 \$20

Note: Do not order this book AND the Musicplay 1 teacher's guide. These songs are now included in Musicplay 1.

Song#		Page #	Song it Replaces
1	Dooby Doo*	3	<i>Welcome to Music</i>
2	Mountaintop Monster	4	(extra song - my gr. 1's loved it!)
3	I Don't Know	5	<i>The More We Get Together</i>
4	Monster Walk	6	<i>Old Mother Witch</i>
5	One Big Family	7	<i>Oh My Aunt Came Back</i>
6	Little Red Car*	8	(extra song - my gr. 1's loved it!)
7	Gonna Have a Good Time	9	<i>Chinese New Year Song</i>
8-16	Michael Row the Boat Ashore	10	<i>Gitsagakomim</i>
9	Train my Parents*	11	<i>The Cat Came Back</i>
10	Feelin' Alive	12	(extra song - great for movement!)
11	Sing a Country Song*	13	<i>Poor Little Bug on the Wall</i>
	Country Dance Directions	14	
12	Heebie Jeebies	15	<i>Oliver Twist</i>
13-17	Haul Away Joe	16	<i>Lukey's Boat</i>
14	The Eat Song	17	<i>Goin' on a Picnic</i>
15-18	Rock Around the Alphabet	18	<i>Alphabet Song</i>
	Alphabet Games	19	

Sample pages from songs* in the collection "Fun Songs for Kids" follow.

1 **Dooby Doo** is a song by Paul Runnalls of Cutknife, Sask. This song is great to use early in the school year, to get kids singing echoes. Echo singing is a great technique to use for helping children to sing in tune! There are actions to do in the song, which help to keep the kids actively engaged in learning music!

2 **Mountaintop Monster** is performed by April & Susan. (Composers of “Elephants Have Wrinkles” and “Monkeys”) This rap has an uptempo beat that children love. The first verse is chanted in a low voice; the second in a high voice. This is another technique that can help children learn to sing in tune. Create actions to go with the song.

3 **I Don't Know** by Bob Schneider is a humorous song that has really easy-to-learn lyrics. There are only three words in the whole song--- “I don't know”.

4 **Monster Walk** by Bob Schneider uses great sound effects to get the kids attention. Encourage them to explore moving like a “monster” while they listen to and sing the song.

5 **One Big Family** by Bob Schneider gives the students the opportunity to learn how to say hello in four different languages. The use of echoes, makes the languages easy to learn.

6 **Little Red Car** is a wonderful action song written by Bob Schneider. Students love this song and ask for it over and over. You can use the song to teach the difference between speaking and singing voices.

7 **Gonna Have a Good Time** encourages children to snap, clap, tap, sway and move to the music. The students get a multicultural listening experience during the steel drum section of the song.

8 **Michael Row the Boat Ashore** is a traditional Spiritual that should be part of every child's repertoire of songs. This is a lovely simple arrangement, with an accompaniment track.

9 **Train my Parents** by Paul Runnalls could be used as part of a Mother's Day or Father's Day performance. It takes a humorous look at the ways that kids need to train their parents to do what kids want them to do.

10 **Feelin' Alive** encourages kids to explore movement and exercise. If you need to have an exercise break in your classroom, this would be a great song to use for it---just do the exercises that the song suggests.

11 **Sing a Country Song** is a great two-step country dance and song written by Bob Schneider. Students will experience fast/slow, high/low and loud/soft as part of this song. Directions for a primary circle dance are included.

12 **Heebie Jeebies** is a song about kids that can't sit still. It's a great echo song, and a great song to create actions for.

13 **Haul Away Joe** is a traditional sea chantey with words that will bring a smile to the faces of children and parents.

14 **The Eat Song** gives teachers a great song to use as part of a unit on the four food groups----or a great song to use just before lunch. Sing the verses that are given, and then create your own.

15 **Rock Around the Alphabet** is an up-tempo alphabet song. Use this early in the school year to reinforce letter recognition. Alphabet Games is a bonus section. Use the games for additional reinforcement of letter recognition.

If you don't use Musicplay, you'll love the songs in the collection, and you will appreciate the teaching suggestions that are given.

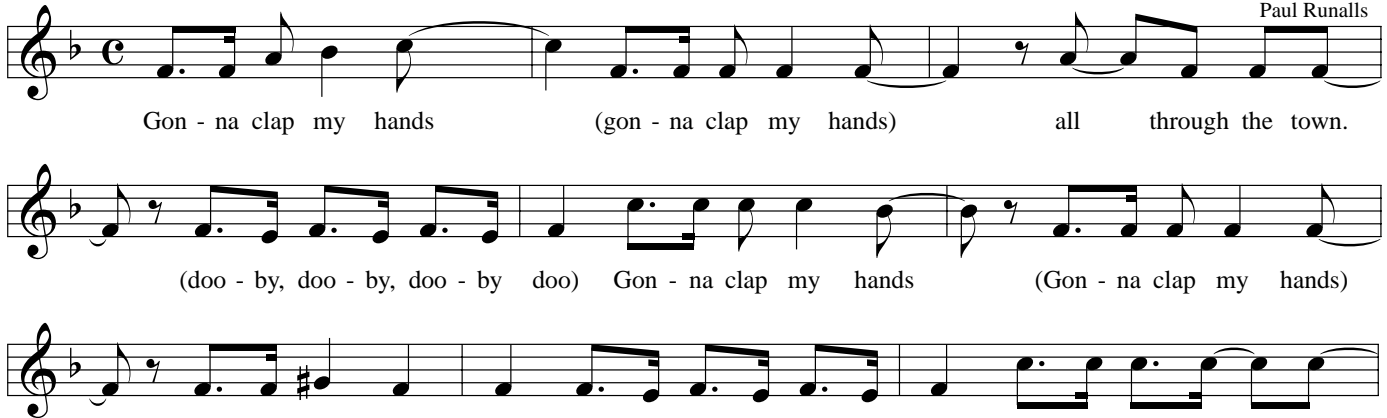
If you do use Musicplay, you will appreciate the new repertoire to use as part of the program. The songs are included in the new Musicplay 1, but could be used with students in K-4.

1. Dooby Dooby Do

rote song

CD: 1 Replaces Song #1 - Welcome to Music

Paul Runalls



The musical notation is written on three staves in G major (one sharp) and 4/4 time. The melody is simple and repetitive, with lyrics written below the notes. The first staff contains the lyrics 'Gon - na clap my hands (gon - na clap my hands) all through the town.' The second staff contains '(doo - by, doo - by, doo - by doo) Gon - na clap my hands (Gon - na clap my hands)'. The third staff continues the melody without lyrics.

Samples are given for information only.
Copying of sample pages is prohibited.

2. Gonna sing out loud (echo) 'til the cows come home (dooby...). Gonna sing out loud (echo) on the telephone (dooby...). Gonna sing out loud (echo) when I'm all alone (dooby...).
3. Gonna jump up and down (echo) like a jelly bean (dooby...). Gonna jump up and down (echo) like a mister clean (dooby...). Gonna jump up and down (echo) so I can be seen (dooby...).
4. Gonna stand on my toes (echo) get really tall (dooby...). Gonna stand on my toes (echo) get really small (dooby...). Gonna stand on my toes (echo). It's better than my nose.
5. Gonna wink an eye (echo) all through the night (dooby...). Gonna wink an eye (echo) till I get it right (dooby...). Gonna wink an eye (echo) with all my might (dooby...).
6. Gonna say bye-bye (echo). Gonna see my gal (dooby...). Gonna say bye-bye (echo). Gonna see my pal (dooby...). Gonna say bye-bye (echo). I hope you stay well (dooby...).
7. Dooby dooby dooby doo (echo). Dooby dooby doo (echo). Dooby dooby dooby doo (echo). Dooby dooby doo (echo). Dooby dooby doo (echo). Dooby dooby doo (echo). Wah!

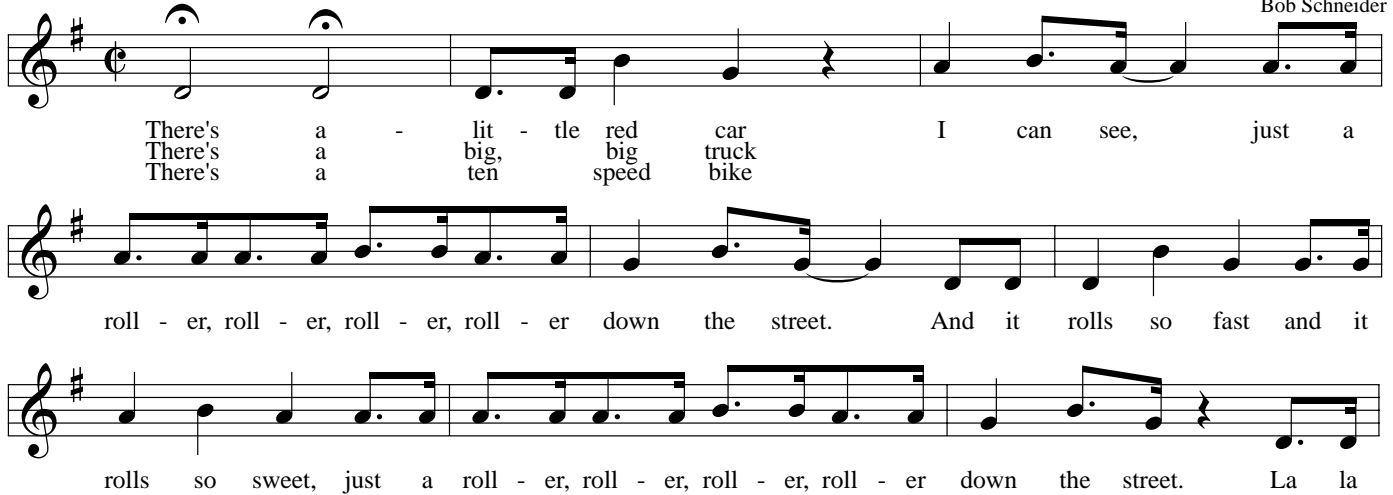
Teaching Purpose/Suggestions: Welcome your students to music class by playing song #1 "Dooby Dooby Doo". Add actions to the song as the words suggest - clap hands, jump up and down, wink an eye, stand on toes, etc. Have the students sing the echoed parts of the song. This song is included to give the students a great warmup and welcome to music class. It is engaging, easy to learn and fun to sing. Action songs are great for grade one because they train the children to focus on the teacher. This skill will later help them to watch a conductor in a choir or a band. The echoes are also great for first grade. The words are easy to learn, and the children have a vocal model to imitate. In this song, I'd suggest having the children sing only the echoes, although they will probably enjoy it so much that they'll want to sing it all.

6. Little Red Car

rote song


CD: 6

Bob Schneider



There's a - lit - tle red car I can see, just a
 There's a big, big truck
 There's a ten speed bike
 roll - er, roll - er, roll - er, roll - er down the street. And it rolls so fast and it
 rolls so sweet, just a roll - er, roll - er, roll - er, roll - er down the street. La la

Samples are given for information only.
 Copying of sample pages is prohibited.



la la la la la la la la Well, I looked to my left, And I
 looked to my right; There's a big, big truck by the traf - fic light. (verse2)
 ten speed bike by the traf - fic light. (verse3)

Teaching Purpose/Suggestions: Little Red Car is a fun song for the children to learn. Teach the chorus by rote, and have the children sing the chorus each time they hear it in the song. Then, teach each of the verses. Make up actions as suggested by the words of the song. For all the “roll” parts, you could roll arms. You could wave both hands left-right, left-right on all the la la la parts. Review speaking/singing voice. Tell the students that some parts of the song are performed in a “singing voice” and some in a “speaking voice”. Ask them to listen to the song and raise their hands when they hear the part that is performed in a speaking voice.

Curriculum Connections: Discuss pedestrian safety with the children. Ask them to tell you how to cross a road safely.
 Written by Bob Schneider © Bobally Music 1990 All Rights Reserved

9. Train my Parents

CD: 9

rote song

Samples are given for information only.
Copying of sample pages is prohibited.

Chorus

3. It's that time of day to go to bed and sleep.
My parents might forget if I don't make a peep.

Chorus

4. Instrumental (could make up own words!)

Chorus

5. Instrumental (make up own verse!)

Chorus - instrumental (could sing the words along with the CD)

Chorus fades out.

Teaching Purpose/Suggestions: The first time that you listen to the song, invite the children to sing only the echo parts - "mommy training" and "daddy training" and have them listen to all the other parts. Ask them questions about the song. For example:

* What happened when the child in the song left his shoes on? (Now there's mud all on the floor.)

* Does the child in the song want to go to bed?

Asking questions about the song helps the children to be better listeners, and will help them to learn the lyrics.

On the second listening, have the students join in on all the choruses. In subsequent lessons the children may learn some of the verses, but in grade 1 they may just sing the chorus of the song. There are several instrumental sections in the song. You may want to have your students make up their own lyrics to insert into this part of the song.

Written by Paul Runalls

© 2002 Odd Socks Productions

11. Sing a Country Song

CD: 11

rote song

Samples are given for information only.
Copying of sample pages is prohibited.

Now whether you like to sing or like to dance,
Live on a farm or live on a ranch,
Wherever you are come take a chance and
Sing a country song.

Now whether you like to drink milk or like to drink water,
You're someone's son or someone's daughter,
Wherever you are just do as you oughter and
Sing a country song.

Chorus

Instrumental fill

You can sing it really high, sing it really low.
Sing it really, really fast, or sing it really slow.

So if you live in the country, or live in the city,
Whether you're handsome or whether you're pretty,
Wherever you are when you hear this ditty,
Come sing a country song.

Whether you're feeling up, or feeling down,
Live in the suburbs or live down town,
Wherever you are when you hear this song,
Come sing a country song.

Chorus

11. Sing a Country Song

CD: 11

Teaching Purpose/Suggestions: This song is included to reinforce the concepts high/low and fast/slow. Teach the chorus of the song by rote. The song has a lot of words and moves quickly, so you may want to just sing the chorus and listen or clap to the verses. If the children really like the song, they can learn the words in spite of the difficulty. The dance that follows is very simple. Create a more difficult dance if you wish.

Easy Dance Directions: Form a double circle

Intro	10 beats	
Whether you live in the country or live in the city, Whether you're handsome or whether you're pretty, Wherever you are when you hear this ditty, come Sing a country song.	16 beats	take partner's hand or link elbows walk to the right 16 steps
Whether you're feeling young or feeling old, Whether you're shy or whether you're bold, Wherever you are just do as you're told and Sing a country song.	16 beats	walk to the left 16 steps
Chorus: So everybody clap along, clap along with a country song. When you hear the guitar play, let your body start to sway. Everybody tap your feet. Tap along to the country beat. It's so much fun to sing a country song.	8 beats 8 8 8	partners face each other clap own hands, clap partner's hands (4x) clap own hands, clap partner's hands (4x) left heel out - in, right heel out - in (2x) left heel out - in, right heel out - in (2x)
Now whether you like to sing or like to dance, Live on a farm or live on a ranch, Wherever you are come take a chance and Sing a country song.	16 beats	take partner's hand or link elbows walk to the right 16 steps
Now whether you like to drink milk or like to drink water, Whether you're shy or whether you're bold, You're someone's son or someone's daughter, Wherever you are just do as you oughter and Sing a country song.	16 beats	walk to the left 16 steps
Chorus: So everybody clap along, clap along with a country song. When you hear the guitar play, let your body start to sway. Everybody tap your feet. Tap along to the country beat. It's so much fun to sing a country song.	8 beats 8 8 8	partners face each other clap own hands, clap partner's hands (4x) clap own hands, clap partner's hands (4x) left heel out - in, right heel out - in (2x) left heel out - in, right heel out - in (2x)
Instrumental fill	16 beats	link right elbows and walk 4 steps link left elbows and walk 4 steps (repeat both)
You can sing it really high - sing it really low. Sing it really, really fast, or sing it really slow.	8 beats	wave hands up high (4 beats), wave low (4 beats) wave hands quickly (4 beats), wave slowly (4)
So if you live in the country, or live in the city Whether you're handsome or whether you're pretty, Wherever you are when you hear this ditty Come sing a country song.	16 beats	take partner's hand or link elbows walk to the right 16 steps
Whether you're feeling up, or feeling down, Live in the suburbs or live in the town, Wherever you are when you hear this song Come sing a country song. It's so much fun to sing a country song.	16 beats	walk to the left 16 steps