

That Old Soft Shoe

3

Unison/Opt. Two-part Chorus, Piano, Rain Sticks and Soft Shoe “Shuffle”*

Words and Music by
Ruth Elaine Schram

Ranges: Part I Part II (Opt.)



Narrator: The Soft Shoe is a gentler, softer offshoot of tap dance, performed only with soft-soled shoes without the metal taps. Soft Shoe is set to a slow, swing rhythm that fits one elongated pulse and one short pulse in the beat where you would normally hear two even pulses. The smooth and leisurely pace of this rhythm supports the more delicate shuffling motions of this type of dance. The relaxing rhythm of the rain sets the perfect tempo for *That Old Soft Shoe*.

① Relaxed Swing ♩ = ca. 108-112 ♩ = ♩^3

mf

4

3

7 All voices *mf*

The

Duration: approx. 2:15

*Also available: Performance/Accompaniment CD (99/2915H).

From the collection, *The World of Rhythm* (30/2578H).

© 2010, This edition © 2012 Heritage Music Press, a division of The Lorenz Corporation.

All rights reserved. Printed in U.S.A.

Unauthorized reproduction of this publication is a criminal offense subject to prosecution.

9

rain - y day rhy - thm is call - ing to me;— rain is

This system contains measures 9 and 10. The vocal line (treble clef) has a melody with eighth and quarter notes, including a quarter rest in measure 9 and a half note in measure 10. The piano accompaniment (grand staff) features a steady eighth-note bass line and chords in the right hand.

11

fall - ing as far— as the eye— can see.— The

This system contains measures 11 and 12. The vocal line continues the melody, with a half note in measure 11 and a quarter note in measure 12. The piano accompaniment maintains the same rhythmic pattern.

13

rain - y day rhy - thm is call - ing to you,— to

This system contains measures 13 and 14. The vocal line has a melody with eighth and quarter notes, including a quarter rest in measure 13 and a half note in measure 14. The piano accompaniment continues with the same accompaniment.

15

kick back with— that old— soft shoe.—

This system contains measures 15 and 16. The vocal line features a melody with eighth and quarter notes, including a quarter rest in measure 15 and a half note in measure 16. The piano accompaniment continues with the same accompaniment.

2

17 **Rain Sticks play* Part I

I The ex -

II Part II (opt.) The ex -

19 *Stop Rain Sticks*

I tend - ed in - vi - ta - tion: Join the cel - e - bra - tion and

II tend - ed in - vi - ta - tion: Join the cel - e - bra - tion;

21

I dance _____ to the

II rain - y day rhy - thm is call - ing to you. _____

*"Pour" Rain Sticks in one direction for four beats; next measure reverse direction.

23

I tin - tin - nab - u - la - tion of the day's pre - cip - i - ta - tion.

II Oo

25

I Won't you take ad - van - tage of the chance? Oh, that

II Won't you take ad - van - tage of the chance? Oh, that

27


I rain - y day rhy - thm is call - ing to me; — rain is

II rain - y day rhy - thm is call - ing to me; — rain is

29

I fall - ing as far _____ as the eye _____ can see. _____ The


II fall - ing as far _____ as the eye _____ can see. _____ The



31

I rain - y day rhy - thm is call - ing to you, _____ to

II rain - y day rhy - thm is call - ing to you, _____ to




33

I kick back with _____ that old _____ soft shoe. _____


II kick back with _____ that old _____ soft shoe. _____

④



Rain Sticks play

*Stop Rain Sticks: *Follow “Shuffle” instructions below for 8 measures*



- *Beat 1:*
- Slide Right foot forward with a swish, kicking across and in front of other leg.
- Beat 2:*
- Slide Right foot backward with a swish, bending at knee.
- Beat 2&:*
- Slide Ball of Right foot forward with a swish.
- Beat 3:*
- Tap Right heel on floor as you kick foot forward again.
- Beat 4:*
- Return Right foot to floor.
- Next Measure:*
- Repeat with Left foot.